


**1. I have been told about the study and I know why it is being done and what to do. I know that I do not have to do it if I do not want to. If I have questions I can ask my teacher. I know that I can stop at any time.**

		Response Percent	Response Count
I understand and will begin the survey.		100.0%	92
I would rather not do it.		0.0%	0
		answered question	92
		skipped question	0




## 2. Where do you go to school?

		Response Percent	Response Count
IS 5		0.0%	0
IS 10		0.0%	0
IS 61		0.0%	0
IS 72		0.0%	0
IS 73		0.0%	0
IS 77		0.0%	0
IS 89		0.0%	0
IS 91		0.0%	0
IS 93		0.0%	0
IS 125		0.0%	0
IS 126		0.0%	0
IS 141		0.0%	0
IS 144		0.0%	0
IS 145		0.0%	0
<b>IS 157</b>		<b>100.0%</b>	<b>92</b>
IS 185		0.0%	0
IS 189		0.0%	0
IS 204		0.0%	0
IS 217		0.0%	0
IS 230		0.0%	0
IS 237		0.0%	0
PS 12		0.0%	0
PS 14		0.0%	0







PS 19	0.0%	0
PS 30	0.0%	0
PS 54	0.0%	0
PS 76	0.0%	0
PS 92	0.0%	0
PS 111	0.0%	0
PS 127	0.0%	0
PS 151	0.0%	0
PS 153	0.0%	0
Al-Iman School	0.0%	0
Al-Manoor School	0.0%	0
Bais Yaakov Academy	0.0%	0
Bnos Malka Academy	0.0%	0
El-Ber Islamic School	0.0%	0
Flushing High School	0.0%	0
Forest Hills HS	0.0%	0
Grover Cleveland HS	0.0%	0
Jamaica HS	0.0%	0
John Bowne High School	0.0%	0
Hevach High School	0.0%	0
Long Island City High School	0.0%	0
Machon Academy	0.0%	0
Martin Luther HS	0.0%	0
The Muslim Center Elementary School	0.0%	0
Newcomers High School	0.0%	0

Newtown HS	0.0%	0
Our Lady of Mercy	0.0%	0
Our Lady of Sorrows	0.0%	0
Queens Academy HS	0.0%	0
Queens Lutheran School	0.0%	0
Queens Vocational HS	0.0%	0
Razi School	0.0%	0
Redeemer Lutheran	0.0%	0
Resurrection Ascension School	0.0%	0
St. Adalbert	0.0%	0
St. Francis of Assisi School	0.0%	0
St. John Lutheran School	0.0%	0
St. Kevin School	0.0%	0
St. Mel School	0.0%	0
St. Nicholas of Tolentine	0.0%	0
St. Raphael School	0.0%	0
Sacred Heart School	0.0%	0
Shaarei Zion Ohel Bracha	0.0%	0
Tiferes Torah Institute	0.0%	0
William Cullen Bryant High School	0.0%	0
Yesheiva Tifereth Moshe	0.0%	0
Yeshivat Our Haim	0.0%	0
Other	0.0%	0
other school (please specify)		3
<b>answered question</b>		<b>92</b>




### 3. What grade are you in?

		Response Percent	Response Count
6th		34.8%	32
7th		48.9%	45
8th		16.3%	15
9th		0.0%	0
10th		0.0%	0
11th		0.0%	0
12th		0.0%	0
answered question			92
skipped question			0




### 4. How often do you use your computer at home for homework?

		Response Percent	Response Count
I don't have a computer at home		3.4%	3
I don't use my home computer for homework		8.0%	7
A few times a year		9.1%	8
About once a month		11.4%	10
About once a week		23.9%	21
Almost every night		44.3%	39
answered question			88
skipped question			4






### 5. Compared to last year, this year my teachers are using computers...

		Response Percent	Response Count
less		11.1%	10
about the same amount		38.9%	35
more		50.0%	45
answered question			90
skipped question			2






### 6. Compared to last year, this year students in my grade are using computers...

		Response Percent	Response Count
less		14.8%	13
about the same amount		48.9%	43
more		36.4%	32
answered question			88
skipped question			4






## 7. During this school year, how much time per week did you spend using computers in your class(es)?

		Response Percent	Response Count
Not at all		27.8%	25
<b>Less than one period per week</b>		<b>32.2%</b>	<b>29</b>
1 or 2 periods (or a double period) per week		26.7%	24
3 to 4 periods per week		8.9%	8
More than 4 periods per week		4.4%	4
<b>answered question</b>			<b>90</b>
<b>skipped question</b>			<b>2</b>






## 8. During this school year, I typed up reports and assignments.

		Response Percent	Response Count
Never		9.4%	6
A few times a year		18.8%	12
About once a month		14.1%	9
<b>About once a week</b>		<b>39.1%</b>	<b>25</b>
Almost every day		18.8%	12
<b>answered question</b>			<b>64</b>
<b>skipped question</b>			<b>28</b>

## 9. During this school year, I made spreadsheets and graphs.






		Response Percent	Response Count
Never		29.7%	19
A few times a year		26.6%	17
About once a month		20.3%	13
About once a week		18.8%	12
Almost every day		4.7%	3
answered question			64
skipped question			28

## 10. During this school year, I used blogs to communicate with other students and teachers






		Response Percent	Response Count
Never		65.6%	42
A few times a year		15.6%	10
About once a month		6.3%	4
About once a week		9.4%	6
Almost every day		3.1%	2
answered question			64
skipped question			28







### 11. During this school year, I did research on the Internet for a report or assignment.

		Response Percent	Response Count
Never		9.4%	6
A few times a year		14.1%	9
About once a month		21.9%	14
<b>About once a week</b>		<b>35.9%</b>	<b>23</b>
Almost every day		18.8%	12
answered question			64
skipped question			28





### 12. During this school year, I made a PowerPoint presentation.

		Response Percent	Response Count
<b>Never</b>		<b>60.9%</b>	<b>39</b>
A few times a year		15.6%	10
About once a month		14.1%	9
About once a week		7.8%	5
Almost every day		1.6%	1
answered question			64
skipped question			28






### 13. During this school year, I used the computer to make a graphic novel.

		Response Percent	Response Count
Never		87.5%	56
A few times a year		4.7%	3
About once a month		3.1%	2
About once a week		4.7%	3
Almost every day		0.0%	0
answered question			64
skipped question			28






### 14. During this school year, I took a test on the computer.

		Response Percent	Response Count
Never		71.9%	46
A few times a year		18.8%	12
About once a month		4.7%	3
About once a week		4.7%	3
Almost every day		0.0%	0
answered question			64
skipped question			28






**15. During this school year, I used a computer program to improve my study skills or learning skills.**

		Response Percent	Response Count
Never		39.1%	25
A few times a year		17.2%	11
About once a month		23.4%	15
About once a week		12.5%	8
Almost every day		7.8%	5
answered question			64
skipped question			28





**16. During this school year, I made or listened to a podcast.**

		Response Percent	Response Count
Never		68.8%	44
A few times a year		12.5%	8
About once a month		9.4%	6
About once a week		6.3%	4
Almost every day		3.1%	2
answered question			64
skipped question			28





**17. During this school year, I made or edited a webpage or worked in a web environment, like a wikispace.**

		Response Percent	Response Count
Never		70.3%	45
A few times a year		14.1%	9
About once a month		6.3%	4
About once a week		4.7%	3
Almost every day		4.7%	3
answered question			64
skipped question			28





**18. This school year, I collected data using equipment that go with the computer, like probes or PDAs.**

		Response Percent	Response Count
Never		78.1%	50
A few times a year		6.3%	4
About once a month		9.4%	6
About once a week		6.3%	4
Almost every day		0.0%	0
answered question			64
skipped question			28












### 19. This school year, I made or edited a video or movie.

		Response Percent	Response Count
Never		78.1%	50
A few times a year		15.6%	10
About once a month		1.6%	1
About once a week		4.7%	3
Almost every day		0.0%	0
answered question			64
skipped question			28

### 20. During the past school year, I created or contributed to a web-based map or timeline.

		Response Percent	Response Count
Never		67.2%	43
A few times a year		15.6%	10
About once a month		14.1%	9
About once a week		3.1%	2
Almost every day		0.0%	0
answered question			64
skipped question			28

## 21. In which classes do you use technology. (Check all that apply)

		Response Percent	Response Count
Math		7.8%	5
Sciences		29.7%	19
English Language Arts		20.3%	13
<b>Social Studies</b>		<b>82.8%</b>	<b>53</b>
Art		6.3%	4
Music		4.7%	3
Physical Education/Gym		1.6%	1
ESL or ELL		1.6%	1
Computer Class		43.8%	28
Multi-Media		3.1%	2
None of the Above		1.6%	1
Other (please specify)			4
<b>answered question</b>			<b>64</b>
<b>skipped question</b>			<b>28</b>

## 22. How well do you know how to use the following equipment, applications or web sites?

	I never tried	I know the basics	I'm pretty good	I'm an expert	Response Count
Digital camera or video	0.0% (15)	0.0% (20)	<b>0.0% (30)</b>	0.0% (24)	0
Audacity or GarageBand	<b>0.0% (69)</b>	0.0% (11)	0.0% (6)	0.0% (3)	0
iMovie or Movie Maker	<b>0.0% (41)</b>	0.0% (22)	0.0% (17)	0.0% (9)	0
Wikispaces	<b>0.0% (54)</b>	0.0% (23)	0.0% (11)	0.0% (1)	0
NYLearns	<b>0.0% (67)</b>	0.0% (10)	0.0% (9)	0.0% (3)	0
Teacher/Class Blogs	<b>0.0% (51)</b>	0.0% (23)	0.0% (8)	0.0% (7)	0
Google Maps	0.0% (17)	0.0% (16)	0.0% (25)	<b>0.0% (31)</b>	0
Comic Life	<b>0.0% (58)</b>	0.0% (14)	0.0% (11)	0.0% (6)	0
answered question					89
skipped question					3

## 23. How much do you agree with these statements?

	Strongly Disagree	Disagree	Agree	Strongly Agree	Rating Average	Response Count
I am able to learn more when I use computers in my school.	0.0% (4)	0.0% (17)	<b>0.0% (47)</b>	0.0% (20)	0.00	0
I work harder on my assignments when I am using a computer.	0.0% (5)	0.0% (16)	<b>0.0% (37)</b>	0.0% (29)	0.00	0
I would be a better student if I got to use technology more in school.	0.0% (4)	0.0% (18)	<b>0.0% (44)</b>	0.0% (21)	0.00	0
Teachers in this school know a lot about how to use computers to help students learn more.	0.0% (5)	0.0% (21)	<b>0.0% (49)</b>	0.0% (11)	0.00	0
There are enough computers in my school for students to use for their schoolwork.	0.0% (17)	<b>0.0% (42)</b>	0.0% (22)	0.0% (6)	0.00	0
I am using computers in my class (es) in ways that other students in this school are not.	0.0% (13)	<b>0.0% (34)</b>	0.0% (32)	0.0% (8)	0.00	0
I have shown other students how to do things with computers.	0.0% (9)	0.0% (17)	<b>0.0% (47)</b>	0.0% (14)	0.00	0
I have shown a teacher how to do things with computers.	0.0% (17)	0.0% (31)	<b>0.0% (32)</b>	0.0% (7)	0.00	0
I use computers more in my class (es) than other students in this school	0.0% (22)	<b>0.0% (35)</b>	0.0% (24)	0.0% (6)	0.00	0
answered question						88
skipped question						4